

2015 College Counseling Information



The Bolles School is an independent, co-educational day and boarding school founded in 1933. One of the most ethnically and religiously diverse independent schools in the Southeast, Bolles enrolls 1,637 students in grades Pre-K through 12 on four separate campuses:

Upper School	San Jose Campus:	779
	(Class of 2016: 190)	
Middle School	Bartram Campus:	418
Lower School	Whitehurst & Ponte Vedra Beach Campuses:	439

COLLEGE COUNSELING STAFF

Stephen E. Soud, Ph.D. – *Director*

Daphne Vagenas – *Assistant Director*

Caroline Morris – *Counselor*

Katie Randa MacCrea – *Counselor*

Carol Deane Williams – *Administrative Assistant*

Student Population

Bolles actively seeks students who represent diverse backgrounds ethnically, culturally, religiously and socio-economically. While day students comprise the majority of the student population, 69 boarding students come from 4 states and 22 countries. For 2015-16 the School awarded over \$3.8 million in need-based financial aid (not including faculty tuition discounts). Although most of our students' parents have advanced degrees, we enroll a substantial number of students who will be the first in their families to attend college.

Faculty

Of Bolles' 157 full-time faculty, 69 hold master's degrees, and 8 hold doctoral degrees. The student-to-faculty ratio is 12:1.

Accreditation

Bolles has been fully accredited by the Southern Association of Colleges and Schools since 1934, and is additionally accredited by the Florida Council of Independent Schools and the Southern Association of Independent Schools. Bolles is also a founding member of the Association of College Counselors in Independent Schools (ACCIS).

College Counseling Philosophy

We are committed to helping students conduct authentic college searches aimed at finding the right college fit for each individual. Toward that end, we administer a comprehensive, Grade 9-12 college counseling program that encourages students to become aware of their own skills, interests and values as they seek appropriate college matches. Thus, juniors, for example, take tests such as the Myers-Briggs Type Indicator and the Strong Interest Inventory as part of the college counseling process. Because of our philosophy, we do not encourage students to use Early Decision for purely strategic purposes, and students tend to apply to a carefully considered set of colleges.

Applications per student (2015):	5.6
% of class applying Early Decision:	16%
% of class applying Early Action:	43%
% attending out-of-state colleges:	68%

Professional Ethics

As a member of NACAC, Bolles makes every effort to adhere to the Statement of Principles of Good Practice. We report any serious breaches of community disciplinary or ethical standards to colleges, as recommended by the SPGP. We also advise students of their ethical obligations both in withdrawing applications once they have determined where they will enroll and in placing enrollment deposits.

THE BOLLES SCHOOL

Dave Farace

President & Head of School

Tyler Hodges

Associate Head of School

Moya Marks

Head of Upper School, San Jose Campus

7400 San Jose Boulevard • Jacksonville, FL 32217 • www.Bolles.org • (904)733-9292 • CEEB Code: 100-745

Curriculum

Our expansive curriculum includes 5 languages and 22 AP Courses. Course levels are clearly marked on the transcript by “R” (Regular), “H” (Honors), and “AP” (Advanced Placement). Bolles operates on a two-semester academic year with an additional six-week summer session. Each semester is 18 weeks, with a nine-week reporting period.

Graduation Requirements — 22 units: English - 4; Fine Arts - 1; Language: Two credits of the same language - 2; Mathematics: Algebra I, Algebra II, and Geometry - 3; Life Management Skills - ½; Physical Education/Fitness - 1; Sciences: Biology, Chemistry, and one additional Science - 3; Social Studies: World History, U.S. History, and one additional credit - 3; Additional Electives - 4 ½

COURSE SEQUENCES BY DEPARTMENT

ENGLISH	Electives (9-12): Composition Public Speaking <i>Bugle</i> (Newspaper) <i>Turris</i> (Yearbook)	English I H English I Eng./Am Lit I	English II H English II Eng./Am Lit II	AP English III English III Eng./Am Lit III	AP English IV English IV Eng./Am Lit IV
MATHEMATICS	Algebra I A Algebra I B Computer App. I	Geometry H Geometry Multimedia Applications	Algebra II H Algebra II AB Algebra II AC Robotics Engineering	Calculus H Precalculus H Precalculus Algebra III Trigonometry Data Analysis	AP Calculus BC AP Calculus AB AP Computer Science A AP Statistics
SCIENCE	Biology H Biology	Chemistry H Chemistry	Physics H Physics Env. Science H Marine Science	Neuroscience H Anatomy Astronomy Bioethics Psychology Science of Diseases	AP Biology AP Chemistry AP Physics C AP Physics I
SOCIAL STUDIES	Electives (11-12): Humanities H Latin Amer. History Economics History of Mid-East	World History	Contemporary World History H Contemporary World History	AP U.S. History U.S. History	AP European History AP U.S. Government AP Comparative Government
LANGUAGES	Chinese I French I Japanese I Latin I Spanish I	Chinese II French II / H Japanese II / H Latin II / H Spanish II / H	Chinese III / H French III / H Japanese III / H Latin III / H Mythology Spanish III / H	Chinese IV / H French IV / H Japanese IV / H Adv. Spanish Conv. Spanish IV H AP Latin	AP Chinese Language & Culture AP French V French V H Latin Dir. Reading H AP Spanish V Spanish V H Spanish Conjecture & Debate
FINE AND PERFORMING ARTS	Foundations/Art Band Chorus Dance	Sculpture I/II Ceramics I/II Painting I/II 2 Dimensional Design Drawing I/II	Acting I Advanced Acting Directing & Design Production & Design Photography I/II/III	Art Hist. to 1700 Art Hist. to Present Portfolio Dev. H	AP Art History AP Portfolio Drawing AP Portfolio 2D AP Portfolio 3D

GPA Computations

Bolles does not publish class rank.

Each transcript includes a weighted Grade Point Average, listed both annually and cumulatively, computed by including all academic course work taken at Bolles.* Our official GPA is based on a 12-point scale with extra weight added for Honors and AP courses (see chart at right). Students who take six or seven academic courses receive additional quality points. The GPA is computed using semester, not year-end, grades.

For the convenience of college admissions offices that do not recalculate GPA, an additional 4-point weighted GPA is supplied, based upon the following scale: A+ = 4.5, A = 4.25, A- = 4.0, etc. With this calculation, Honors courses are weighted by a half point and AP courses by a full point, but additional quality points for six or seven courses are not applied.

*Physical education, life management, ESL, driver education, and *Turris* (yearbook) are not used in the computation of GPA. All other courses shown on the transcript are fully academic in nature and are, therefore, used in computing GPA.


12-POINT GPA CONVERSION CHART

Letter Grade	Regular	Honors	AP
A+	12	13.5	15
A	11	12.5	14
A-	10	11.5	13
B+	9	10.5	12
B	8	9.5	11
B-	7	8.5	10
C+	6	7.5	9
C	5	6.5	8
C-	4	5.5	7
D+	3	4.5	6
D	2	3.5	5
D-	1	2.5	4
F	0	0	0

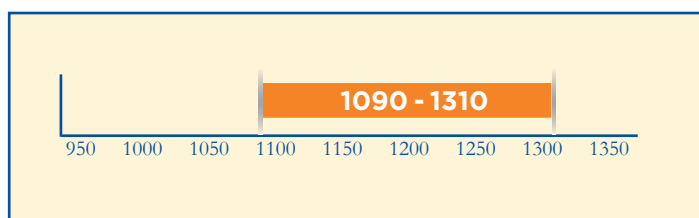
Academic and Testing Data 2013-2015

The testing information below summarizes data for 581 students in the classes of 2013-2015. Included are data for 52 international students for whom English is the second language.


Middle 50% SAT 2400 Scale) (574 tested)



Middle 50% SAT (1600 Scale) (574 tested)



Middle 50% ACT (523 tested)

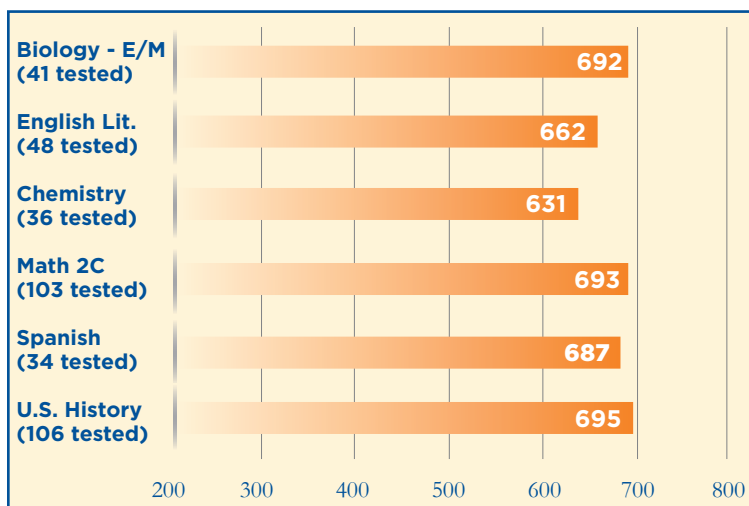


Decile Characteristics

Mean scores and weighted GPA ranges (12.0 scale) of students in each decile (cumulative through 6th semester).

Decile	GPA Range	SAT 1600	SAT 2400	ACT Avg
1st	13.75-11.73	1418	2143	32
2nd	11.72-11.02	1309	1974	29
3rd	11.01-10.50	1276	1913	28
4th	10.49-10.16	1251	1876	28
5th	10.15-9.65	1240	1859	27
6th	9.64-9.03	1179	1760	26
7th	9.01-8.56	1139	1695	25
8th	8.54-7.90	1120	1660	24
9th	7.89-7.03	1058	1579	23
10th	7.01-4.52	977	1451	20

SAT Subject Test Averages (minimum 25 tested)



Advanced Placement Examination Results

	5	4	3	2	1	%3 or better
Art History	13	12	1	0	0	100%
Art, 2D and 3D	7	24	14	2	0	96%
English Language	36	31	19	2	0	98%
English Literature	35	40	32	5	1	95%
Comp. Government	35	55	52	50	8	71%
European History	42	29	14	0	1	99%
US Government	35	56	90	54	6	75%
US History	107	64	19	5	0	97%
AB Calculus	123	28	7	0	0	100%
BC Calculus	36	9	4	0	0	100%
Computer Science A	13	8	4	0	1	96%
Statistics	39	19	8	1	0	99%
Biology	14	37	29	6	0	93%
Chemistry	11	23	34	38	10	59%
Physics 1	10	22	22	11	14	68%
Physics C*	17	13	5	7	0	83%
Chinese Language	2	5	9	6	0	73%
French Language	9	5	0	0	0	100%
Latin	2	7	10	2	1	86%
Spanish Language	47	9	2	1	0	98%

* Exam not given in 2013

87% of students tested scored 3 or above on exams taken from 2013-2015.

Average score on AP exams taken from 2013-2015 is 3.86.

National Merit Program Data

13 Finalists
25 Commended
5 Hispanic Recognition Honorees

College Acceptance Data 2013-2015

College/University	Accepted/Attending	College/University	Accepted/Attending	College/University	Accepted/Attending	College/University	Accepted/Attending
Agnes Scott College	1 0	Florida Southern College	7 3	Palm Beach Atlantic University	1 0	University of Florida	151 63
Alderson-Broaddus College	2 0	Florida State College at Jacksonville	7 4	Pennsylvania State University — All Campuses	6 2	University of Georgia	27 9
Alfred University	1 0	Florida State University	200 60	Pepperdine University	1 0	University of Hartford	1 0
Alma College	1 0	Fordham University	2 0	Pratt Institute	2 1	University of Houston	1 0
American University	11 1	Franklin and Marshall College	1 0	Presbyterian College	2 1	University of Idaho	1 1
Appalachian State University	4 1	Furman University	11 2	Princeton University	1 1	University of Illinois at Chicago	1 0
Auburn University	59 11	George Mason University	7 5	Providence College	1 0	University of Illinois at Urbana-Champaign	7 0
Ave Maria University	1 0	George Washington University	12 2	Purdue University	11 2	University of Iowa	1 0
Babson College	1 0	Georgetown University	7 3	Queens University of Charlotte	4 1	University of Kentucky	1 0
Baldwin Wallace University	1 0	Georgia Institute of Technology	16 6	Regis College	1 0	University of Louisiana at Monroe	1 0
Barry University	1 0	Georgia Southern University	30 6	Rice University	4 2	University of Maine	1 0
Barton College	1 1	Gettysburg College	2 0	Roanoke College	1 0	University of Maryland, College Park	6 0
Bates College	1 0	Goucher College	1 0	Rochester Institute of Technology	2 0	University of Massachusetts, Amherst	1 0
Baylor University	2 1	Hamilton College — NY	3 0	Rollins College	17 5	University of Massachusetts, Boston	3 0
Belmont University	1 0	Hampden-Sydney College	2 0	Saint Joseph's University	1 1	University of Miami	49 8
Berkeley City College	1 1	Hartwick College	1 0	Saint Louis University	1 1	University of Michigan	8 2
Berry College	2 1	Harvard University	2 2	Saint Mary's College	1 0	University of Minnesota, Twin Cities	1 0
Bethune-Cookman University	1 0	Haverford College	1 1	Samford University	9 3	University of Mississippi	49 14
Boise State University	1 0	High Point University	2 1	Santa Barbara City College	1 1	University of Missouri Columbia	2 0
Boston College	6 2	Hofstra University	12 0	Santa Fe College	5 2	University of New Hampshire	1 0
Boston University	34 9	Huntingdon College	2 1	Savannah College of Art and Design	8 3	University of North Carolina at Asheville	1 0
Brandeis University	5 2	Imperial College London	1 1	Savannah State University	1 1	University of North Carolina at Chapel Hill	11 3
Brevard College	1 0	Indiana University at Bloomington	18 5	School of the Art Institute of Chicago	1 0	University of North Carolina at Charlotte	3 2
Broward College	1 0	Instituto Tecnológico y de Estudios Superiores de Monterrey	2 2	School of Visual Arts	1 0	University of North Carolina at Greensboro	1 0
Brown University	1 1	Iona College	1 0	Scripps College	1 0	University of North Carolina School of the Arts	1 0
Bryn Mawr College	1 0	Iowa State University	1 1	Seattle University	1 0	University of North Dakota	1 0
Bucknell University	3 0	Ithaca College	1 0	Seton Hall University	3 0	University of North Florida	41 13
Cal. State U. Maritime Academy	1 1	Jacksonville University	23 12	Sewanee: The University of the South	9 1	University of Northern Colorado	1 0
California Polytechnic State University, San Luis Obispo	2 1	James Madison University	1 0	Skidmore College	3 0	University of Notre Dame	2 1
Campbell University	1 0	Johns Hopkins University	5 3	Smith College	2 0	University of Pennsylvania	6 3
Carnegie Mellon University	3 2	Kennesaw State University	1 1	South Dakota State University	1 0	University of Pittsburgh	8 0
Carson-Newman University	1 1	Kent State University	1 1	Southern Methodist University	20 5	University of Redlands	1 0
Case Western Reserve University	6 2	Lafayette College	3 1	Spelman College	2 1	University of Rhode Island	3 0
Catawba College	1 0	LaGrange College	3 2	Spring Hill College	1 0	University of Richmond	8 3
Catholic University of America	4 2	Lake Forest College	1 0	St. Johns River Community College	1 1	University of Rochester	6 3
Central Michigan University	1 0	Lasell College	1 0	Stanford University	1 0	University of San Diego	6 2
Centre College	3 1	Lesley University	1 0	State College of Florida - Bradenton	1 0	University of San Francisco	2 1
Chapman University	1 0	Louisiana State University	3 0	Stetson University	29 5	University of South Alabama	2 1
Charleston Southern University	2 0	Loyola University Chicago	2 0	Stony Brook University	2 1	University of South Carolina	64 12
Chipola Junior College	1 1	Loyola University Maryland	2 0	Suffolk University	4 1	University of South Carolina, Beaufort	1 1
Citadel, The	4 3	Loyola University New Orleans	3 0	Syracuse University	8 4	University of South Florida, St. Pete	2 0
Clemson University	18 5	Lynn University	1 1	Tallahassee Community College	13 8	University of South Florida, Tampa	35 5
Colby College	2 1	Marietta College	2 1	Temple University	1 0	University of Southern California	4 3
Colgate University	6 3	Marquette University	2 0	Texas A&M University	5 2	University of Tampa	7 1
College of Charleston	38 10	Maryland Institute College of Art	1 0	Texas State University	2 2	University of Tennessee, Knoxville	2 0
College of the Holy Cross	4 2	Marymount Manhattan College	1 0	Towson University	1 0	University of Texas, Austin	4 3
College of William and Mary	6 4	Maryville College	1 0	Transylvania University	1 0	University of Utah	1 0
Colorado College	1 1	Massachusetts Institute of Technology	3 2	Trinity College	4 1	University of Vermont	3 0
Colorado School of Mines	1 1	McGill University	1 0	Tufts University	5 1	University of Virginia	24 10
Colorado State University	1 0	Mercer University	3 0	Tulane University	18 6	University of Washington	2 0
Connecticut College	2 0	Mercyhurst University	1 0	Union College	3 0	University of West Florida	6 1
Cornell University	3 2	Miami University, Oxford	6 0	United States Air Force Academy	7 5	University of Wisconsin, Madison	3 0
Creighton University	1 0	Michigan State University	3 0	United States Naval Academy	3 3	University of Wyoming	1 0
Dartmouth College	2 1	Middle Tennessee State University	1 1	University College London	1 0	Utah State University	1 1
Davidson College	9 6	Middlebury College	2 2	University of Alabama	80 13	Utah Valley University	1 0
Denison University	2 2	Millsaps College	1 0	University of Alabama at Birmingham	1 0	Valdosta State University	3 0
DePaul University	6 2	Mississippi State University	1 0	University of Arizona	5 0	Vanderbilt University	7 4
Dickinson College	1 0	Montana State University, Bozeman	1 0	University of Arkansas	1 0	Villanova University	1 0
Dominican University of California	1 0	Morehouse College	1 1	University of California, Berkeley	1 1	Virginia Commonwealth University	1 0
Drexel University	9 0	Muhlenberg College	2 0	University of California, Davis	5 0	Virginia Tech	8 1
Duke University	4 4	Murray State University	1 1	University of California, Irvine	4 1	Wake Forest University	31 13
Eckerd College	4 0	Nazareth College	1 0	University of California, Los Angeles	4 1	Washington and Jefferson College	4 2
Elon University	13 0	New College of Florida	3 1	University of California, Riverside	2 0	Washington State University	5 3
Embry-Riddle Aeronautical University — Daytona Beach	3 2	New York University	20 7	University of California, San Diego	7 2	Washington College	1 0
Emory University	13 3	North Carolina State University	10 0	University of California, Santa Barbara	10 0	Washington University in St. Louis	3 0
Fairleigh Dickinson University — Metropolitan Campus	1 1	North Greenville University	1 0	University of California, Santa Cruz	4 0	Webster University	1 0
Flagler College	10 2	Northeastern University	16 6	University of Central Florida	38 8	Wesleyan University	1 0
Florida A&M University	1 1	Northwest Florida State College	1 1	University of Chicago	3 2	West Virginia University	3 0
Florida Atlantic University	45 5	Northwestern University	6 4	University of Cincinnati	1 0	Western Carolina University	1 0
Florida Gulf Coast University	16 5	Nova Southeastern University	1 0	University of Colorado at Boulder	12 4	Winthrop University	1 0
Florida Institute of Technology	4 4	Oberlin College	1 0	University of Colorado at Colorado Springs	1 1	Wofford College	8 2
Florida International University	3 1	Oglethorpe University	5 1	University of Connecticut	3 2	Worcester Polytechnic Institute	1 1
		Ohio State University	3 2	University of Delaware	4 1	Yale University	3 3
		Old Dominion University	1 0	University of Denver	2 0		