

# College Counseling Information 2009



John E. Trainer, Jr., Ph.D.  
President and Head of School

Scott Smith  
Associate Head of School/  
Academic Dean

Julie C. Babcock  
Upper School Associate Principal

## COLLEGE COUNSELING STAFF

Stephen E. Soud, Ph.D.  
Director

Daphne Vagenas  
Assistant Director

Valorie Baker  
Counselor

Caroline Morris  
Counselor

Carol Deane Williams  
Administrative Assistant

The Bolles School is an independent, co-educational day and boarding school founded in 1933. One of the most ethnically and religiously diverse independent schools in the Southeast, Bolles enrolls 1,698 students in grades Pre-K through 12 on four separate campuses:

Upper School (San Jose Campus): (Class of 2009: 200)	777
Middle School (Bartram Campus):	423
Lower School (Whitehurst and Ponte Vedra Campuses):	498

## Student Population

Bolles actively seeks students who represent diverse backgrounds ethnically, culturally, religiously, and socio-economically. While day students comprise the majority of the student population, 87 boarding students come from 8 states and 20 foreign countries. In 2009-10 the School awarded nearly \$2.4 million in need-based financial aid (not including faculty tuition discounts). Although most of our students' parents have advanced degrees, we enroll a substantial number of students who will be the first in their families to attend college.

## Faculty

Bolles has 11 professional staff employees who hold Doctoral degrees, 97 who hold Master's degrees, and 97 who hold Bachelor's degrees. The average experience of the teaching faculty is 14 years. The student-to-faculty ratio is 10:1.

## Accreditation

Bolles has been fully accredited by the Southern Association of Colleges and Schools since 1934, and is additionally accredited by the Florida Council of Independent Schools. Bolles is also a founding member of the Association of College Counselors in Independent Schools (ACCIS).

## College Counseling Philosophy

We are committed to helping students conduct authentic college searches aimed at finding the right college fit for each individual. Toward that end, we administer a comprehensive, 9-12 college counseling program that encourages students to become aware of their own skills, interests, and values as they seek appropriate college matches. Thus juniors, for example, take tests such as the Myers-Briggs Type Indicator and the Strong Career Inventory as part of the college counseling process. Because of our philosophy we do not encourage students to use Early Decision for purely strategic purposes, and students tend to apply to a carefully considered set of colleges.

Applications per student (2009):	5.3
% of class applying Early Decision:	20%
% of class applying Early Action:	32%
% attending out-of-state colleges:	62%

## Professional Ethics

As a member of NACAC, Bolles makes every effort to adhere to the Statement of Principles of Good Practice. We report any serious breaches of community disciplinary or ethical standards to colleges, as recommended by the SPGP. We also advise students of their ethical obligations both in withdrawing applications once they have determined where they will enroll and in placing enrollment deposits.

# Curriculum

Our expansive curriculum includes 6 foreign languages and 19 AP Courses. Course levels are clearly marked on the transcript by “R” (Regular), “H” (Honors), and “AP” (Advanced Placement). Bolles operates on a two-semester academic year with an additional six-week summer session. Each semester is 18 weeks, with a nine-week reporting period.

Course Sequences by Department					
Graduation requirements: 22 units					
English	Electives (9-12): Composition Public Speaking Bugle (Newspaper) Turriss (Yearbook)	English I H English I Lit./Comp. I (ESL)	English II H English II Lit./Comp. II (ESL)	AP English III English III Junior Lit./Comp.	AP English IV English IV Senior Lit./Comp.
Mathematics	Algebra I A Algebra I B Computer App. I	Geometry H Geometry Computer App. II	Algebra II H Algebra II AB Algebra II AC Robotics Engineering	Calculus H Precalculus H Precalculus Algebra III Trigonometry Data Analysis	AP Calculus BC AP Calculus AB AP Statistics
Science	Intro. to Physics- Chemistry H Physical Science	Biology H Biology	Chemistry H Chemistry	Physics H Neurobiology H Env. Science H Physics Anatomy Psychology Marine Science	AP Physics B AP Chemistry AP Biology
Social Studies	Electives (11-12): Humanities H Recent Amer. History Economics History of Mid-East Civil War/Recon Am. Gov/Politics	World History	Contemporary World History H Contemporary World History	AP U.S. History U.S. History	AP Modern European History AP U.S. Government AP Comparative Government
Languages	French I Latin I Spanish I German I Japanese I Chinese I	French II / H Latin II / H Spanish II / H German II / H Japanese II / H Chinese II	French III / H Latin III / H Spanish III / H German III / H Japanese III / H Advanced Chinese Mythology	French IV / H Spanish IV H Adv. Spanish Conv. German IV / H	AP French V AP Latin Vergil AP Spanish V French V H Spanish V H Spanish Conjecture & Debate
Fine and Performing Arts	Foundations/Art Band Chorus Dance	Sculpture I/II Ceramics I/II Painting I/II 2 Dimensional Design Drawing I/II	Acting I Advanced Acting Directing & Design Production & Design Photography I/II/III	Art Hist. to 1700 Art Hist. to Present Portfolio Dev. H	AP Art History AP Portfolio Drawing AP Portfolio 2D AP Portfolio 3D

## GPA Computations

Bolles does not publish class rank.

Each transcript includes a weighted Grade Point Average, listed both annually and cumulatively, computed by including all academic course work taken at Bolles.\* Our official GPA is based on a 12-point scale with extra weight added for Honors and AP courses (see chart at right). Students who take six or seven academic courses receive additional quality points. The GPA is computed using semester, not year-end, grades.

For the convenience of college admissions offices that do not recalculate GPA, an additional 4-point weighted GPA is supplied, based upon the following scale: A+ = 4.5, A = 4.25, A- = 4.0, etc. With this calculation Honors courses are weighted by a half point and AP courses by a full point, but additional quality points for six or seven courses are not applied.

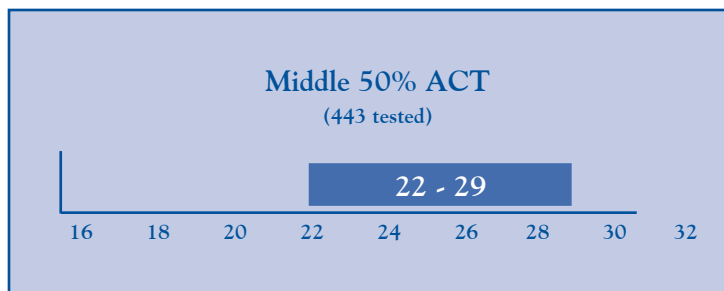

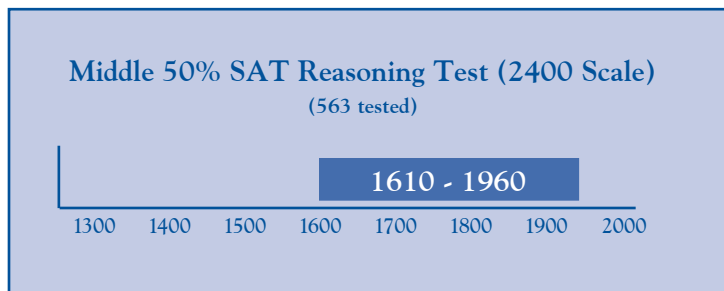
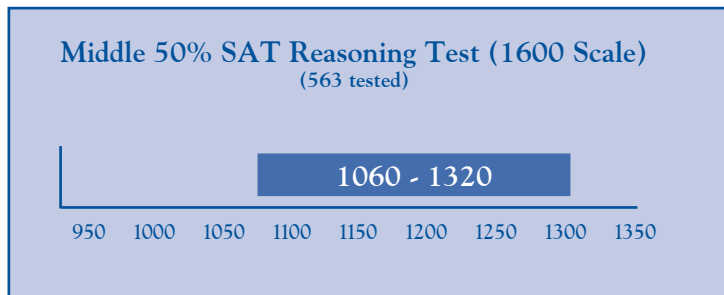
\*Physical education, life management, ESL, driver education, and publications classes are not used in the computation of GPA. All other courses shown on the transcript are fully academic in nature and are, therefore, used in computing GPA.

## 12-Point GPA Conversion Chart

Letter Grade	Regular	Honors	AP
A+	12	13.5	15
A	11	12.5	14
A-	10	11.5	13
B+	9	10.5	12
B	8	9.5	11
B-	7	8.5	10
C+	6	7.5	9
C	5	6.5	8
C-	4	5.5	7
D+	3	4.5	6
D	2	3.5	5
D-	1	2.5	4
F	0	0	0

# Academic and Testing Data 2007 - 2009

The testing information below summarizes data for 570 students in the classes of 2007-2009. Included are data for 36 international students for whom English is the second language.



**Advanced Placement Examination Results**

	5	4	3	2	1	%3 or better
Art, 2D/3D	8	15	13	7	0	84
Art History	29	15	1	1	0	98
Biology	23	10	14	5	1	89
Chemistry	8	10	8	6	9	63
Computer Science	15	9	1	0	0	100
English Language	43	45	16	1	0	99
English Literature	24	54	27	2	0	98
European History	67	34	15	0	0	100
French Language	12	8	1	0	0	100
Gov't, American (S-1)	22	23	25	9	5	83
Gov't, Comparative	27	14	18	12	4	79
Latin	3	5	8	10	2	57
Math: Calculus AB	77	37	11	1	0	99
Math: Calculus BC	32	11	4	1	0	98
Physics B	7	10	29	16	8	66
Spanish Language	20	23	1	4	0	92
Statistics	18	14	6	1	1	95
U.S. History	70	71	25	9	1	94

**Decile Characteristics**  
Mean scores and weighted GPA ranges (12.0 scale) of students in each decile (cumulative through 7th semester).

Decile	GPA Range	Mean SAT (1600)	Mean SAT (2400)	Mean ACT
1	13.68-11.50	1403	2121	30
2	11.49-10.70	1358	2025	29
3	10.69-10.11	1249	1871	28
4	10.10-9.64	1242	1852	27
5	9.63-9.14	1190	1748	25
6	9.13-8.61	1185	1776	25
7	8.59-8.08	1139	1697	24
8	8.07-7.31	1057	1551	23
9	7.29-6.65	1033	1549	22
10	6.63-4.56	946	1418	20

90.7% of The Bolles School Advanced Placement scores for 2007-2009 were "3s" or above. The average score for all AP tests taken over the three years was 4.02.

**National Merit Program Data**  
23 Finalists  
34 Commended Scholars  
5 Hispanic Scholars  
5 National Achievement Scholars

# College Acceptance Data 2007-2009

College/University	Accepted/Attending	College/University	Accepted/Attending	College/University	Accepted/Attending
The University of Alabama at Birmingham	1	1	Georgetown University	12	7
The University of Alabama	99	25	Georgia Institute of Technology	12	4
American University	4	1	Georgia Southern University	20	4
American University of Paris	1	0	University of Georgia	46	16
Amherst College	1	0	Goucher College	1	0
Appalachian State University	9	0	Guilford College	2	0
The University of Arizona	2	2	Hamilton College - NY	1	1
University of Arkansas	2	1	Hampden-Sydney College	3	1
Art Center College of Design	1	0	Hampshire College	1	0
The Art Institute of California -- San Diego	1	1	Harvard University	3	1
The Art Institute of New York City	1	0	University of Hawaii at Hilo	1	0
Auburn University	77	17	University of Hawaii at Manoa	5	2
Babson College	1	0	Hawaii Pacific University	1	0
Bard College	3	1	Hendrix College	1	0
Barnard College	2	0	High Point University	1	0
Baylor University	1	1	Hofstra University	1	0
Belmont Abbey College	2	1	College of the Holy Cross	2	1
Bentley University	1	1	Howard University	1	0
Berry College	1	0	Hunter College of the CUNY	1	1
Bethune-Cookman College	1	0	University of Illinois at Urbana-Champaign	8	2
Birmingham-Southern College	1	0	Indiana University at Bloomington	4	0
Boston College	14	2	Instituto Tecnológico Autónomo		
Boston University	15	2	De Mexico (itam)	1	0
Bowdoin College	1	1	Iowa State University	1	0
Bowling Green State University	1	0	The University of Iowa	1	0
Brandeis University	1	1	Ithaca College	1	0
University of British Columbia	1	1	Jacksonville State University	1	1
Brown University	3	2	Jacksonville University	21	6
University of California at Davis	1	0	James Madison University	1	1
University of California at Irvine	1	1	Johns Hopkins University	6	2
University of California at Los Angeles	1	1	Johnson & Wales University	1	0
University of California at San Diego	1	0	Kansas State University	1	0
University of California at Santa Barbara	4	1	University of Kentucky	1	0
University of California at Santa Cruz	1	0	Knox College	1	0
California University of Pennsylvania	1	0	Lafayette College	1	0
Carnegie Mellon University	2	0	Lehigh University	2	0
Case Western Reserve University	5	2	Lipscomb University	1	0
The Catholic University of America	1	0	Louisiana State University	2	1
University of Central Florida	61	12	University of Louisville	1	0
Centre College	1	1	Loyola Marymount University	1	1
Chaminade University of Honolulu	1	0	Loyola University Maryland	2	2
Charleston Southern University	3	2	Loyola University New Orleans	3	1
College of Charleston	31	2	Lynn University	1	0
University of Chicago	2	0	Marquette University	1	0
University of Cincinnati	2	0	Mars Hill College	1	1
The Citadel, the Military College			Marshall University	1	0
of South Carolina	3	1	University of Mary Washington	1	0
City College of New York	1	0	Maryland Institute College of Art	1	0
Clemson University	15	2	University of Maryland, Baltimore County	1	1
Coastal Carolina University	1	0	University of Maryland, College Park	5	1
Colgate University	1	0	Marymount University	1	0
College for Creative Studies	1	0	Maryville College	1	0
University of Colorado at Boulder	17	6	University of Massachusetts, Amherst	4	1
University of Colorado at Colorado Springs	1	0	McDaniel College	1	0
University of Colorado at Denver	1	0	Mercer University	3	2
Colorado College	3	3	Methodist University	1	0
Colorado State University	1	0	Miami University, Oxford	1	0
Columbia University	2	2	University of Miami	27	3
Connecticut College	2	1	Michigan State University	1	1
University of Connecticut	1	0	University of Michigan	4	2
Cornell University	4	3	Middlebury College	1	1
Covenant College	1	0	University of Minnesota, Twin Cities	3	1
University of Dallas	1	0	Mississippi State University	2	1
Dartmouth College	3	2	University of Mississippi	42	15
Davidson College	8	6	University of Missouri Columbia	2	1
University of Dayton	1	1	University of Missouri, St. Louis	1	0
Deep Springs College	1	0	Moody Bible Institute	1	1
University of Delaware	1	0	Morehouse College	1	1
Denison University	1	1	Mount Holyoke College	2	0
DePaul University	1	0	University of New Mexico	1	0
Dickinson College	2	0	New York University	5	2
Drew University	1	0	Newberry College	1	0
Drexel University	2	0	University of North Carolina at Asheville	2	0
Drury University	1	1	The University of North Carolina		
Duke University	11	6	at Chapel Hill	11	3
East Carolina University	1	0	University of North Carolina at Charlotte	1	0
Eckerd College	4	1	University of North Carolina at Wilmington	5	2
Edinboro University of Pennsylvania	1	0	North Carolina State University	3	2
Elon University	10	6	University of North Florida	45	17
Embry-Riddle Aeronautical University - FL	1	0	Northeastern University	5	0
Emory University	16	3	Northwestern University	5	1
The Evergreen State College	1	0	University of Notre Dame	6	2
Fairfield University	3	0	Oberlin College	1	1
FAU Harriet L. Wilkes Honors College	1	0	The Ohio State University	2	2
Flagler College	11	3	Oklahoma State University	1	0
Florida A&M University	3	1	University of Oklahoma	1	1
Florida Atlantic University	21	5	University of Oregon	1	0
Florida College	2	1	Oxford College of Emory University	6	2
Florida Gulf Coast University	5	3	Pace University, Pleasantville-Briarcliff	1	0
Florida Institute of Technology	3	1	University of the Pacific	2	1
Florida International University	5	1	Parsons School of Design,		
Florida Southern College	7	2	New School University	1	0
Florida State College at Jacksonville	13	7	Pennsylvania State University, University Park	4	1
Florida State University	158	60	University of Pennsylvania	5	3
University of Florida	105	55	Pepperdine University	4	3
Fordham University	1	0	University of Pittsburgh	2	0
Furman University	11	2	Pratt Institute	1	0
George Mason University	2	0	Presbyterian College	6	1
The George Washington University	14	9	Princeton University	6	4
Purchase College	2	0			
Purdue University	11	3			
Queens University	1	1			
Randolph-Macon College	3	0			
University of Redlands	1	0			
Rend Lake College	1	1			
Rensselaer Polytechnic Institute	6	2			
Rhodes College	2	0			
Rice University	3	1			
University of Richmond	3	0			
Rider University	1	0			
Roanoke College	3	0			
University of Rochester	2	0			
Rollins College	11	4			
Rose-Hulman Institute of Technology	3	0			
Rutgers, The State University of New Jersey					
at New Brunswick	1	0			
Saint Joseph's University	1	0			
Saint Leo University	1	0			
Samford University	8	2			
University of San Diego	3	1			
Santa Barbara City College	1	1			
Santa Clara University	1	0			
Santa Fe College	13	6			
College of Santa Fe	1	0			
Sarah Lawrence College	3	0			
Savannah College of Art and Design	5	2			
School of the Art Institute of Chicago	2	0			
School of Visual Arts	4	2			
Seton Hall University	3	1			
Sewanee: The University of the South	12	1			
Simmons College	1	1			
Smith College	1	1			
University of South Carolina, Aiken	1	1			
University of South Carolina	71	16			
University of South Florida, Tampa	22	5			
University of Southern California	3	1			
Southern Methodist University	21	9			
University of Southern Mississippi	3	2			
Spelman College	1	0			
Spring Hill College	2	0			
St. Bonaventure University	1	0			
St. John's University - Queens Campus	1	0			
St. Olaf College	1	0			
Stanford University	5	2			
State University of New York at Albany	1	0			
Stetson University	25	7			
Stonehill College	1	0			
Stony Brook Southampton	1	0			
Stony Brook University	2	0			
Suffolk University	1	0			
Syracuse University	2	1			
Tallahassee Community College	4	3			
The University of Tampa	6	0			
Temple University	1	1			
University of Tennessee, Chattanooga	1	0			
University of Tennessee, Knoxville	8	3			
Texas Christian University	2	0			
Texas Tech University	1	0			
The University of Texas, Austin	3	1			
Trinity College	3	1			
Trinity College Dublin	1	0			
Trinity University	4	0			
Troy University	2	1			
Tufts University	1	1			
Tulane University	22	4			
United States Military Academy	4	2			
United States Naval Academy	5	4			
Universidad de Los Andes	1	1			
Universidad Iberoamericana	1	1			
Valdosta State University	4	2			
Valparaiso University	1	0			
Vanderbilt University	22	14			
Vassar College	2	2			
University of Vermont	1	0			
Villanova University	4	1			
Virginia Commonwealth University	2	0			
Virginia Polytechnic Institute					
and State University	7	2			
University of Virginia	8	4			
Wake Forest University	22	9			
Waldorf College	1	0			
Washington and Jefferson College	2	1			
Washington and Lee University	9	6			
Washington University in St. Louis	1	0			
University of Washington	2	1			
Wesleyan University	1	0			
University of West Florida	1	1			
Wheaton College	1	1			
Whittier College	1	0			
College of William and Mary	8	3			
William Penn University	1	0			
Wingate University	1	0			
Winthrop University	2	0			
University of Wisconsin, Madison	1	1			
Wittenberg University	1	0			
Wofford College	12	2			
Worcester Polytechnic Institute	3	1			
Yale University	3	3			